



AG Dillon & Co

Pre-IPO Stock Metric Reports

As of Apr 20, 2026

In this report

- Page 3:
Pre-IPO Stock Valuations
- Page 4:
Pre-IPO Stock Performance



Aaron Dillon

AG Dillon & Co
Managing Director
1167 2nd Ave, Suite 2N NYC
e. aaron.dillon@agdillon.com
c. +1 347 642 2640

AG Dillon & Co is a venture capital asset manager for wealth management firms; RIAs, IBDs, and regional BDs.

Not investment advice



Angel of the Waters

New York City - Central Park, Bethesda Terrace

Artist Emma Stebbins 1873



NOW CLOSED
\$17.5 MILLION RAISED ACROSS
36 WEALTH MANAGEMENT
PARTNER FIRMS




CLOSING APR 21

AG Dillon Pre-IPO Stock Funds

Financial Advisors only

Available for purchase at Charles Schwab, Fidelity, and directly at AG Dillon Funds

Email aaron.dillon@agdillon.com to invest

Fund	Company Website	Asset Class	Schwab ID	Fidelity ID	Fact Sheet
AG Dillon Anduril Fund 3 	www.anduril.com	Defense tech/AI	SSID 133154805	CUSIP 00899E673	Click here for fact sheet
AG Dillon Together AI Fd 2 together.ai	https://www.together.ai	AI infrastructure (AI data centers, cloud services)	SSID 133154829	CUSIP 00899E277	Click here for fact sheet
AG Dillon Harvey AI Fund Harvey	https://www.harvey.ai/	AI applications (Enterprise)	SSID 133154833	CUSIP 00899E848	Click here for fact sheet
AG Dillon Glean AI Fund 	www.glean.com	AI applications (Enterprise)	SSID 133156945	CUSIP 00899E764	Click here for fact sheet
AG Dillon 1X Tech Fund 	https://www.1x.tech/	Humanoid robotics	SSID 133156946	CUSIP 00899E830	Click here for fact sheet

* NOTE: AG Dillon ("AGD") is not affiliated with any pre-IPO company. Some pre-IPO companies may require company approval for purchases (aka transfers). AGD has not been pre-approved by any pre-IPO company to purchase their stock. AGD purchases pre-IPO stocks in the secondary market and may gain exposure by directly purchasing the stock (on the company's capitalization table) and/or through a third-party fund (aka special purpose vehicle, or SPV).

**PRE-IPO STOCKS IMPLIED VALUATION
SINCE LAST PRIMARY ROUND
RANK BY IMPLIED VALUATION**



Date: 04/20/2026
Source: AG Dillon & Co

www.agdillon.com
aaron.dillon@agdillon.com

Rank	Company	Current Implied Valuation	Last Round		2ndary Since Last Round
			Valuation	Date	
1	SpaceX	\$1,473.4	\$1,250.0	Feb-26	17.9%
2	OpenAI	\$832.4	\$852.0	Apr-26	-2.3%
3	Anthropic	\$745.0	\$380.0	Feb-26	96.0%
4	Stripe	\$167.8	\$159.0	Feb-26	5.5%
5	Databricks	\$145.7	\$134.0	Nov-25	8.7%
6	Revolut	\$117.4	\$75.0	Nov-25	56.6%
7	Anduril	\$96.6	\$61.0	Mar-26	58.3%
8	Anysphere (Cursor)	\$60.0	\$60.0	Apr-26	Acquired
9	Thinking Machines	\$50.0	\$50.0	Nov-25	Primary
10	Neuralink	\$44.3	\$9.7	May-25	358.6%
11	Canva	\$43.3	\$42.0	Aug-25	3.1%
12	Safe Superintllgnce	\$32.0	\$32.0	Apr-25	Primary
13	Ramp	\$28.7	\$32.0	Nov-25	-10.3%
14	Figure AI	\$26.3	\$39.0	Feb-25	-32.6%
15	Reflection AI	\$25.0	\$25.0	Mar-26	0.0%
16	Ripple	\$20.2	\$40.0	Dec-25	-49.5%
17	Perplexity AI	\$17.2	\$20.0	Sep-25	-14.0%
18	Rippling	\$16.0	\$17.5	May-25	-8.6%
19	ElevenLabs	\$14.2	\$11.0	Feb-26	28.9%
20	OpenEvidence	\$13.2	\$12.0	Dec-25	10.1%
21	Harvey	\$11.0	\$11.0	Feb-26	Primary
22	IX Technologies	\$10.0	\$10.0	Sep-25	Primary
23	Together AI	\$8.5	\$8.5	Mar-26	Primary
24	Hugging Face	\$8.5	\$4.5	Aug-23	88.2%
25	Lambda Labs	\$7.8	\$6.2	Sep-25	26.7%
26	Glean AI	\$7.7	\$7.2	Jun-25	7.0%
27	Cohere	\$6.8	\$6.8	Aug-25	Primary
28	Apptronik	\$5.5	\$5.7	Nov-25	-3.2%
29	Clay	\$5.0	\$5.0	Feb-26	Tender
30	Baseten	\$4.7	\$5.0	Jan-26	-5.6%

* Current Implied Valuation = Last Primary Round Valuation x (1 + ((Current 2ndary Price / Last Primary Round Price or 2ndary Price at Last Primary Round if Last Primary Round Price is not available) - 1))

**PRE-IPO STOCK PERFORMANCE
SECONDARY MARKET BY LAST WEEK PERFORMANCE**



AG Dillon & Co

Date: 04/20/2026
Source: AG Dillon & Co

www.agdillon.com
aaron.dillon@agdillon.com

Rank	Company	1wk	1mo	3mo	6mo	1yr	2yr	3yr
1	Anthropic	19.45%	65.71%	83.27%	207.10%	722.20%	1543.08%	---
2	Apptronik	5.52%	-1.89%	-0.91%	7.39%	177.93%	1909.55%	2163.92%
3	ElevenLabs	4.55%	11.39%	52.05%	90.28%	229.95%	966.41%	---
4	Neuralink	1.30%	10.46%	140.83%	201.77%	320.83%	582.32%	551.05%
5	Databricks	1.22%	7.04%	14.31%	20.08%	95.87%	190.15%	396.42%
6	Anduril	1.09%	1.93%	12.35%	39.97%	119.38%	352.76%	512.39%
7	Cohere	0.64%	2.61%	-12.42%	-21.00%	-2.47%	-4.29%	---
8	Harvey	0.54%	0.54%	3.48%	29.59%	177.14%	592.86%	4936.54%
9	1X Tech	0.07%	-0.06%	-17.60%	2.88%	1806.40%	679.57%	---
10	Stripe	0.06%	0.50%	24.81%	37.28%	80.18%	120.73%	193.46%
11	Baseten	0.00%	0.00%	70.23%	88.67%	---	---	---
12	Reflection AI	-0.05%	187.87%	189.87%	201.22%	---	---	---
13	Revolut	-0.08%	39.22%	34.26%	66.63%	191.46%	590.15%	734.08%
14	SpaceX	-0.14%	1.44%	20.49%	151.32%	177.76%	453.31%	667.44%
15	Hugging Face	-0.40%	3.62%	7.61%	32.66%	68.69%	72.99%	---
16	Clay	-0.66%	3.15%	5.48%	6.69%	132.63%	---	---
17	OpenAI	-1.19%	6.45%	17.29%	42.53%	120.23%	293.76%	844.31%
18	Together AI	-1.30%	-0.77%	11.13%	40.22%	91.59%	---	---
19	Anysphere	-2.22%	321.19%	38.15%	144.13%	345.37%	41722.0%	---
20	Perplexity AI	-2.48%	-0.73%	-9.90%	-14.74%	38.99%	1141.08%	6697.73%
21	OpenEvidence	-3.28%	18.42%	120.49%	154.68%	---	---	---
22	Glean AI	-3.87%	-2.51%	-4.62%	-12.19%	16.38%	162.94%	450.74%
23	Lambda Labs	-3.99%	-19.44%	-20.07%	-9.75%	137.51%	186.82%	1693.86%
24	Rippling	-5.09%	-13.81%	-15.24%	-14.42%	3.21%	20.20%	77.23%
25	Ripple	-7.30%	-7.45%	-19.22%	-10.35%	78.24%	377.96%	799.71%
26	Canva	-7.96%	-8.01%	-5.15%	-2.94%	16.27%	57.33%	63.95%
27	Figure AI	-9.71%	-10.91%	-24.88%	-28.77%	-29.52%	1269.38%	653.16%
28	Ramp	-9.77%	-15.10%	-12.64%	33.48%	93.09%	248.75%	385.98%
29	SSI	No secondary market trading activity						
30	ThinkngMchns	No secondary market trading activity						

Average (simple) -0.90% 21.46% 25.12% 53.01% 208.37% 2327.38% 1283.64%

* Secondary Market Performance = Most recent secondary market price divided by the appropriate secondary market price for the period in question minus 1. Note: secondary market periodic performance may not match AG Dillon & Co's weekly implied valuation report as the valuation report considers primary round valuation.

Disclaimer

© 2026 AG Dillon LLC and its affiliates ("AG Dillon & Co"). All rights reserved.

All information is provided for information purposes only. All information and data contained in this publication is obtained by the AG Dillon & Co, from sources believed by it to be accurate and reliable. Because of the possibility of human and mechanical error as well as other factors, however, such information and data is provided "as is" without warranty of any kind. No member of the AG Dillon & Co nor their respective directors, officers, employees, partners or licensors make any claim, prediction, warranty or representation whatsoever, expressly or impliedly, either as to the accuracy, timeliness, completeness, merchantability of any information or of results to be obtained from the use of the AG Dillon & Co Index Products or the fitness or suitability of the AG Dillon & Co Index Products for any particular purpose to which they might be put.

Any representation of historical data accessible through AG Dillon & Co Index Products is provided for information purposes only and is not a reliable indicator of future performance.

No responsibility or liability can be accepted by any member of the AG Dillon & Co nor their respective directors, officers, employees, partners or licensors for (a) any loss or damage in whole or in part caused by, resulting from, or relating to any error (negligent or otherwise) or other circumstance involved in procuring, collecting, compiling, interpreting, analyzing, editing, transcribing, transmitting, communicating or delivering any such information or data or from use of this document or links to this document or (b) any direct, indirect, special, consequential or incidental damages whatsoever, even if any member of the AG Dillon & Co is advised in advance of the possibility of such damages, resulting from the use of, or inability to use, such information.

No member of the AG Dillon & Co nor their respective directors, officers, employees, partners or licensors provide investment advice related to AG Dillon & Co Indices and nothing contained in this document or accessible through AG Dillon & Co Index Products, including statistical data and industry reports, should be taken as constituting

financial or investment advice or a financial promotion.

Past performance is no guarantee of future results. Charts and graphs are provided for illustrative purposes only. Index returns shown may not represent the results of the actual trading of investable assets. Certain returns shown may reflect back-tested performance. All performance presented prior to the index inception date is back-tested performance. Back-tested performance is not actual performance, but is hypothetical. The back-test calculations are based on the same methodology that was in effect when the index was officially launched. However, back-tested data may reflect the application of the index methodology with the benefit of hindsight, and the historic calculations of an index may change from quarter to quarter based on revisions to the underlying economic data used in the calculation of the index.

This publication may contain forward-looking assessments. These are based upon a number of assumptions concerning future conditions that ultimately may prove to be inaccurate. Such forward-looking assessments are subject to risks and uncertainties and may be affected by various factors that may cause actual results to differ materially. No member of the AG Dillon & Co nor their licensors assume any duty to and do not undertake to update forward-looking assessments.

No part of this information may be reproduced, stored in a retrieval system or transmitted in any form or by any means, electronic, mechanical, photocopying, recording or otherwise, without prior written permission of the applicable member of the AG Dillon & Co. Use and distribution of the AG Dillon & Co data requires a license from AG Dillon & Co.



AG Dillon & Co

www.agdillon.com

aaron.dillon@agdillon.com

+1.347.642.2640

1167 2nd Ave Suite 2N

NYC 10065